



# **METRO CELL SOLUTIONS**

THE COMPLETE OUTDOOR SMALL CELL INFRASTRUCTURE

A man in a dark suit, white shirt, and striped tie is smiling and looking down at his smartphone. The background is a blurred outdoor scene with green foliage. A white grid pattern is overlaid on the image, extending from the left side towards the right.

**ANDREW'S METRO CELL  
SOLUTIONS HELP EVERY USER  
CONNECT. EVERY TIME.  
EVERYWHERE.**

**Wireless network performance. Optimal deployment flexibility.  
Discreet form factor. Metro Cells go where other solutions can't go—  
and do what other solutions don't do.**

Growing 5G networks depend on growing deployments of small cells in high-density environments. The rising number of deployments comes with a variety of challenges to mobile operators, neutral hosts, network architects and municipal governments alike. Challenges like ensuring access to suitable power and backhaul resources, flexible band support, size, appearance and coverage areas.

ANDREW architects a wide portfolio of Metro Cell solutions to address each of these challenges, so operators can grow their 5G networks, network engineers can design more efficient infrastructure, and municipalities can provide exceptional connectivity to both mobile users and smart devices without compromising aesthetics in public spaces.

## ANDREW's innovative experts answer the market's most pressing questions.

### Q. How is ANDREW balancing aesthetics with technical requirements and performance?

**A.** ANDREW understands all the angles involved in small cell deployments, including the technical side as well as the regulatory side as it relates to aesthetics. This is especially important to municipalities that are upgrading public wireless access. So, when we designed the Metro Cell platform, we applied our decades of experience in RF engineering and thermal management to deliver our most compact concealment solutions for street furniture—one that not only ensuring the best technical performance, but also meeting the aesthetic parameters citizens expect to live with.

---

### Q. How do Metro Cell solutions fit into the broader 5G network strategy?

**A.** More than half of the population lives in urban locations, and it is estimated that 5G will account for 84 percent of North American mobile subscriptions in 2026\*. That's why mobile network operators and neutral hosts are racing to increase network density in the highest-traffic areas. Because ANDREW's entire Metro Cell solution platform is modular and flexible, it can enable efficient, repeatable processes that improve deployment times and site performance.

---

### Q. How do small cells integrate with smart city infrastructure?

**A.** Small cells are an increasingly important part of smart city infrastructure because, in addition to connecting mobile users, they can also enable any number of connected devices such as signage, security video surveillance, efficient smart lighting and sensors of all kinds. The great thing about Metro Cell solutions is that, as a 5G-ready platform, they enable all these services right out of the box—and have the flexibility to add more services as time goes on.

---

### Q. What sets ANDREW's solutions apart from other small cell technologies?

**A.** The ANDREW difference is clear in every dimension. We build Metro Cells as a complete, modular platform that simplifies architectures and streamlines inventories and processes. They include every component but the radio, tailored to specific needs: the antennas, combiners, diplexers, power management and backhaul are all built into the solution. Each unit arrives fully kitted—ready for quick installation and faster time to revenue. And, perhaps most importantly, each Metro Cell solution is backed by ANDREW's commitment to quality across our global manufacturing presence.

---

### Q. How does ANDREW support the outdoor small cell ecosystem?

**A.** ANDREW's end-to-end Metro Cell Services can help you deploy a smart, efficient network at every stage—from initial design to final optimization. We can help select the best solutions, plan for future needs and ensure smooth installations.

---

### Q. What kind of mounting options are available within this portfolio?

**A.** In small cells, there is an almost infinite variety of possible deployment sites. Some are common, such as in or on poles or street furniture. But then there are other, more exotic options, such as on walls and inside lit signage, or even slung from existing strands on utility lines. ANDREW's metro cells are adaptive and modular so they can go all these places and more. Generally speaking, metro cell designs fall under five main concealment categories:

- **Top of the pole**, with the site sharing space with the antennas and reducing cable losses
- **Middle of the pole**, mounted in an easy-to-access but hard-to-spot enclosure
- **Base of the pole** and invisibly integrated pole deployments with a variety of pole luminary options
- **Wall mounts** and **wooden pole mounts** providing additional deployment flexibility
- **Strand mounts** that enable compact metro cells to connect to power and backhaul almost anywhere

**Table of Contents**

**Full concealment for 4G and 5G equipment**  
 Full concealment for 4G and 5G products ..... 5

**Top-of-the-pole solutions**  
 Top-of-the-pole products ..... 7  
 Existing pole adapters (pole top radio concealment) ..... 9  
 Lower transition cover kits ..... 9

**Middle-of-the-pole solutions**  
 Middle-of-the-pole products..... 11  
 Poles and Pole Accessories ..... 14  
     *Standard straight 8 5/8 in. dia mounting poles* ..... 13  
     *Custom straight 8 5/8 in. dia mounting poles* ..... 13  
     *Standard straight 10 3/4 in. dia mounting poles* ..... 14  
     *Decorative poles*..... 14  
     *Luminaire mounting arms* ..... 15  
     *Antenna mounts*..... 15  
     *Anchor bolt kit* ..... 16  
     *Anchor bolt cover kit*..... 16  
     *Embedded pole adapter* ..... 16  
     *Break-away coupling adapters* ..... 16

**Bottom-of-the-pole solutions**  
 Bottom-of-the-pole products ..... 18

**Integrated pole solutions**  
 Integrated pole products ..... 20

**CellSign wall mount solutions**  
 CellSign wall mount products..... 25

**Wood pole mount brackets**  
 Wood pole mount solutions ..... 28

## FULL CONCEALMENT FOR 4G AND 5G EQUIPMENT:



- For poles made of concrete, wood or metal
- Suitable for tapered and non-tapered poles
- Standard 84-in x 22-in x 22-in form factor
- Other sizes available
- Attractive, durable finish
- GR-487 thermal compliance

To accommodate growing 5G networks, this smart solution fully conceals the necessary antennas and equipment—including 4G equipment, if required—in an unobtrusive form factor that blends into the background to be virtually invisible in the cityscape.


The enclosure's material is designed to allow RF bands to pass through to ensure optimal network performance and minimal visual impact.

### Features

- Built with C-Band-transparent material around a steel core
- Provides multi-tenant capabilities
- Wide variety of mounting kits for poles of all diameters
- Matching light poles available



## FULL CONCEALMENT FOR 4G AND 5G

MATERIAL ID	OEM SUPPORTED	RADIO COMPATIBILITY	DIMENSION	MOUNTING OPTION	PRODUCT IMAGE
760252888	Samsung Ericsson Nokia	Low power Mid power High power	Height: 2,133.600 mm, 84 in Width: 558.800 mm, 22 in Depth: 558.800 mm, 22 in	Concrete poles, fluted poles, metal poles non-tapered poles, tapered poles, wood poles	

## TOP-OF-THE-POLE SOLUTIONS:

### ABOVE THE SIGHTLINE— AND BELOW THE RADAR

- 12 in or 18 in diameter
- Integrated load center, fiber management and/or RF combining
- Convection cooled per GR-487 requirements
- Easy installation on existing or new poles







Incredibly compact, top-of-pole Metro Cell solutions deliver exceptional performance in one of our slimmest profiles. Built to blend into urban streetscapes, these flexible solutions help operators deploy network equipment quickly and confidently—minimizing disruption during installation.

### Features



- Top-mounted solutions
- Zero added ground footprint
- Existing or new pole applications
- Metal, wood, concrete poles
- Occupies less than six cubic feet of space



## TOP-OF-THE-POLE SOLUTIONS

MATERIAL ID	OEM	EQUIPMENT COMPATIBILITY	DIMENSIONS IN (mm)	VOLUME	MOUNTING OPTIONS	PRODUCT IMAGE
SSC-760236966E4	Ericsson	220x, 440x	Height 18 in, 457.2 mm Width 12 in, 304.8 mm Mounting bolt circle diameter 5.62 in, 142.748 mm, 9.5 in, 241.3 mm	0.79 ft <sup>3</sup> , 0.022 m <sup>3</sup>	Non-tapered poles, tapered poles, wood poles	
SSC-760236966E2	Ericsson	220x, 440x	Height 36 in, 914.4 mm Width 12 in, 304.8 mm Mounting bolt circle diameter 5.62 in, 142.748 mm, 9.5 in, 241.3 mm	1.97 ft <sup>3</sup> , 0.056 m <sup>3</sup>	Non-tapered poles, Tapered poles, Wood poles	
SSC-760241465N4	Nokia	(2) AirScale micro radios (including LAA & CBRS models)	Height 36 in, 914.4 mm Width 12 in, 304.8 mm Mounting bolt circle diameter 5.62 in, 142.748 mm, 9.5 in, 241.3 mm	1.97 ft <sup>3</sup> , 0.056 m <sup>3</sup>	Non-tapered poles, Tapered poles, Wood poles	
SSC-760233122E2	Ericsson	220x , 440x	Height 16 in, 406.4 mm Width 18 in, 457.2 mm	2.36 ft <sup>3</sup> , 0.067 m <sup>3</sup>	Non-tapered poles, Tapered poles, Wood poles	
SSC-760233122E1	Ericsson	220x, 440x Diplexer Power distribution	Height 32 in, 812.8 mm Width 18 in, 457.2 mm Mounting bolt circle diameter 5.62 in, 142.748 mm, 9.5 in, 241.3 mm	4.72 ft <sup>3</sup> , 0.134 m <sup>3</sup>	Non-tapered poles, Tapered poles, Wood poles	
SSC-760236577N2	Nokia	(2) AirScale micro radios with CBC-1923Q/T-43, (3) AirScale micro radios (including LAA & CBRS models)	Height 35 in, 889 mm Width 18 in, 457.2 mm Mounting bolt circle diameter 5.62 in, 142.748 mm, 9.5 in, 241.3 mm	4.72 ft <sup>3</sup> , 0.134 m <sup>3</sup>	Non-tapered poles, Tapered poles, Wood poles	

## TOP-OF-THE-POLE SOLUTIONS

MATERIAL ID	OEM	EQUIPMENT COMPATIBILITY	DIMENSIONS IN (mm)	VOLUME	MOUNTING OPTIONS	PRODUCT IMAGE
SSC-760233122E6	Ericsson	8863, 6302, 4415, 4426, 4478, AC08	Height 32 in, 812.8 mm Width 18 in, 457.2 mm Mounting bolt circle diameter 5.62 in, 142.748 mm, 9.5 in, 241.3 mm	4.72 ft <sup>3</sup> , 0.134 m <sup>3</sup>	Concrete poles, Fluted poles, Metal poles, Non-tapered poles, Tapered poles, Wood poles	
860649104-XX	Cimcon	Cimcon iSLC-3100-7P Smart Meter, ANSI C136.41 compliant TE 2213362-4, 7- position dimming receptacle	Height 6 in, 457.2 mm Width 12 in, 304.8 mm Mounting bolt circle diameter 5.62 in, 142.748 mm, 9.5 in, 241.3 mm	0.40 ft <sup>3</sup> , 0.011 m <sup>3</sup>	Non-tapered poles, Tapered poles, Wood poles	

## TOP-OF-THE-POLE SOLUTIONS | ACCESSORIES

### Existing pole adapters (pole top radio concealment)

ADAPTER KIT	POLE DIAMETER	POLE TYPE
<a href="#">860636779-WP</a>	8-14 in	Wood
<a href="#">860636779-WP2</a>	5-9 in	Wood
<a href="#">860660194-WP1</a>	8-14 in	Wood
<a href="#">860636779-1</a>	3.5-6 in	Metal
<a href="#">860636779-2</a>	6-8.5 in	Metal
<a href="#">860636779-3</a>	8.5-12 in	Metal
<a href="#">860636779-CP</a>	8-14 in	Concrete
<a href="#">860636779-SQ1</a>	3.5-8.5 in	Square
<a href="#">MTC4060SM1</a>	3.5-6 in	Side mount
<a href="#">MTC4060SM2</a>	6-14 in	Side mount

Note: Adapter not needed when mounted on a ANDREW Metro Cell universal mounting pole

### Lower transition cover kits

TRANSITION	POLE TOP DIAMETER	POLE DIAMETER	USE WITH
<a href="#">860641110-PTx</a>	12 in	8 ¾ in max	<a href="#">860641110-YXX</a>
<a href="#">860644785-PTx</a>	12 in	10 ¾ in max	<a href="#">860649813-YXX</a>
<a href="#">860641110-18PTx</a>	18 in	8 ¾ in max	<a href="#">860641110-YXX</a>
<a href="#">860644785-18PTx</a>	18 in	10 ¾ in max	<a href="#">860649813-YXX</a>
<a href="#">860655384-12x</a>	12 in	9 in max	<a href="#">860636779-WP</a> & <a href="#">860636779-WP2</a>
<a href="#">860655384-18x</a>	18 in	14 in max	

Note: X denotes color = 1 - Light Grey, 2 - Green, 3 - Black, 4 - Brown



## MIDDLE-OF-THE-POLE SOLUTIONS: ADAPTIVE, FLEXIBLE AND BUILT FOR EXISTING STREET FURNITURE

- High-power radio and low/mid power radio options
- Universal mounting kit out of the box
- Hoisting points for factory/ground equipment installation
- Convection cooled per GR-487 requirements
- Tamper resistant and pad lockable
- Easy installation to existing or new poles

Wireless operators can locate their radio equipment in more places, more easily, with very little impact on aesthetics with these solutions. These compact enclosures provide the flexibility to meet any deployment challenge and can be installed on existing poles to save time and money.

### Features







- Mid-pole concealment solution
- Tamper resistant and pad lockable
- Mount to wood, metal or concrete poles
- Multiple color options available



## MIDDLE-OF-THE-POLE SOLUTIONS

MATERIAL ID	OEM	RADIO COMPATIBILITY	POWER SUPPLY COMPATIBILITY	DIMENSIONS IN (mm)	VOLUME	MOUNTING OPTION	PRODUCT IMAGE
SSC-760236114	Ericsson	(1) 4415/4426 Radio & (1) 2203/2205/2208 & (1) PSU AC 08, Up to (6) 2203/2205/2208 Radios, 440x Power distribution	PSU-AC-08	Height 40 in, 1,016 mm Width 15.8 in, 401.32 mm Depth 12 in, 304.8 mm	4.4 ft <sup>3</sup> , 0.125 m <sup>3</sup>	Non-tapered poles, Tapered poles, Wood poles	
SSC-760236114E5	Ericsson	(1) 4455 and up to (2) 220x/440x		Height 40 in, 1,016 mm Width 15.8 in, 401.32 mm Depth 12 in, 304.8 mm	4.4 ft <sup>3</sup> , 0.125 m <sup>3</sup>	Non-tapered poles, Tapered poles, Wood poles	
SSC-760236114N	Nokia	(1) AirScale dual band 160W + (1) AirScale micro radio, SSC-760236114N2x, SSC-760236114N3x, Up to (4) AirScale micro radios	DELTA 1.0	Height 40 in, 1,016 mm Width 15.8 in, 401.32 mm Depth 12 in, 304.8 mm	4.4 ft <sup>3</sup> , 0.125 m <sup>3</sup>	Non-tapered poles, Tapered poles, Wood poles	
SSC-760248838	Ericsson	4435, 4455		Height 36.9 in, 937.26 mm Width 16.7 in, 424.18 mm Depth 14.3 in, 363.22 mm	4.95 ft <sup>3</sup> , 0.14 m <sup>3</sup>	Non-tapered poles, Tapered poles, Wood poles	
SSC-760248838	Nokia	AHFIA, AHFIB, AWHHF	APAF, DELTA 2.0, FPAE	Height 36.9 in, 937.26 mm Width 16.7 in, 424.18 mm Depth 14.3 in, 363.22 mm	4.95 ft <sup>3</sup> , 0.14 m <sup>3</sup>	Non-tapered poles, Tapered poles, Wood poles	
SSC-760237600	Ericsson	220x, 440x, 4415, 4426, 4449, 4478, 8843, Diplexer, Power distribution	PSU-AC-08	Height 44 in, 1,117.6 mm Width 21 in, 533.4 mm Depth 20 in, 508 mm	10.7 ft <sup>3</sup> , 0.303 m <sup>3</sup>	Non-tapered poles, Tapered poles, Wood poles	
SSC-760237600	Nokia	AHBCA, AHFIA, AHFIB, AHFIC, AHLBA, Diplexer, Power distribution	CCI PSU-1200W48-N, DELTA 1.0, DELTA 2.0	Height 44 in, 1,117.6 mm Width 21 in, 533.4 mm Depth 20 in, 508 mm	10.7 ft <sup>3</sup> , 0.303 m <sup>3</sup>	Non-tapered poles, Tapered poles, Wood poles	
SSC-760237600	Samsung	Diplexer, Power distribution, RFV01U-D1A, RT2201-46A, RT4401-48A	CCI PSU-1200W48-N, DELTA 1.0, DELTA 2.0	Height 44 in, 1,117.6 mm Width 21 in, 533.4 mm Depth 20 in, 508 mm	10.7 ft <sup>3</sup> , 0.303 m <sup>3</sup>	Non-tapered poles, Tapered poles, Wood poles	

## MIDDLE-OF-THE-POLE SOLUTIONS

MATERIAL ID	OEM	RADIO COMPATIBILITY	POWER SUPPLY COMPATIBILITY	DIMENSIONS IN (mm)	VOLUME	MOUNTING OPTION	PRODUCT IMAGE
SSC-760251532E1	Ericsson	4449, 8843, 8863, Diplexer, Power distribution	PSU-AC-08	Height 56 in, 1,422.4 mm Width 24 in, 609.6 mm Depth 17.5 in, 444.5 mm	13.6 ft <sup>3</sup> , 0.385 m <sup>3</sup>	Non-tapered poles, Tapered poles, Wood poles	
SSC-760249586X1	Ericsson	220x, 440x, 4415, 4426, 4449, 4455, 4478, 8843, 8863	PSU-AC-08	Height 48 in, 1,219.2 mm Width 24 in, 609.6 mm Depth 25 in, 635 mm	17.3 ft <sup>3</sup> , 0.49 m <sup>3</sup>	Non-tapered poles, Tapered poles, Wood poles	
SSC-760249586X1	Nokia	AHBCA, AHBC, AH-FIA, AHFIB, AHFIC, AHLBA, AHLBBA, AWHQ, N	ABB CC1600, CCI PSU-1200W48-N, DELTA 2.0	Height 48 in, 1,219.2 mm Width 24 in, 609.6 mm Depth 25 in, 635 mm	17.3 ft <sup>3</sup> , 0.49 m <sup>3</sup>	Non-tapered poles, Tapered poles, Wood poles	
SSC-760249586X1	Samsung	RF4402D-D1A, RFV01U-D1A, RFV01U-D2A, RT2201-46A, RT4401-48A	ABB CC1600, CCI PSU-1200W48-N, DELTA 2.0	Height 48 in, 1,219.2 mm Width 24 in, 609.6 mm Depth 25 in, 635 mm	17.3 ft <sup>3</sup> , 0.49 m <sup>3</sup>	Non-tapered poles, Tapered poles, Wood poles	
SSC-760252485	Ericsson	220x, 440x, 4415, 4426, 4435, 4449, 4455, 4478, 8843, 8863, Diplexer, Power distribution	PSU-AC-086302	70" x 24" x 24"	23.34 ft <sup>3</sup>	Non-tapered poles, Tapered poles, Wood poles	
SSC-760252485	Nokia	AAHA, AHBCA, AHBC, AHCA, AHFB, AHFIA, AHFIB, AHFIC, AHIA, AHIB, AHLBA, AHLBBA, AWHHF, AWHQ, N, AZRB, Airsale micro	ABB CC1600, APAF, CCI PSU-1200W48-N, DELTA 1.0, DELTA 2.0, DELTA 3.0, FPAE	70" x 24" x 24"	23.34 ft <sup>3</sup>	Non-tapered poles, Tapered poles, Wood poles	

## POLES & POLE ACCESSORIES | METRO CELL UNIVERSAL MOUNTING POLES

### Standard straight 8 5/8 in. diameter mounting poles

MATERIAL ID	POLE HEIGHT	LUMINAIRE ARM CAPABLE
860641110-x22	22 ft	No
860641110-x25	25 ft	No
860641110-x27	27 ft	Yes
860641110-x28	28 ft	Yes
860641110-x30	30 ft	Yes
860641110-x32	32 ft	Yes
860641110-x37	37 ft	Yes
860641110-x40	40 ft	Yes

x denotes color = 1 - Light grey, 2 - Green, 3 - Black, 4 - Brown, 9 - Metallic silver, 16 - White, C - Faux concrete, G - Black green, Z - Antique bronze; additional custom colors available, ask your ANDREW rep for details.

Note: To get to desired antenna rad center, antenna height and ANDREW pole top concealment or antenna mount should be added to the pole height. Some pole heights may not be applicable for certain regions/configurations.

Universal Metro Cell mounting poles include the following:

- Conduit ports for meter, load center, and/or disconnect at base of pole
- Cable routing port holes for mid-pole or top-of-pole radio concealment enclosure mounting
- Universal attachment plate for ANDREW pole top concealment or antenna mount
- Luminaire arm attachments on three sides with cover plates when no arms are present
- Port hole for future smart city device and/or 5G antenna mounting

### Custom straight 8 5/8 in. diameter mounting poles

MATERIAL ID	POLE HEIGHT	LUMINAIRE ARM CAPABLE	CUSTOM ATTRIBUTE
860641110-PTx	12 in	8 ¾ in max	860641110-YXX
860644785-PTx	12 in	10 ¾ in max	860649813-YXX
860641110-18PTx	18 in	8 ¾ in max	860641110-YXX
860644785-18PTx	18 in	10 ¾ in max	860649813-YXX
860655384-12x	12 in	9 in max	860636779-WP & 860636779-WP2
860655384-18x	18 in	14 in max	

x denotes color = 1 - Light grey, 2 - Green, 3 - Black, 4 - Brown, 9 - Metallic silver, 16 - White, C - Faux concrete, G - Black green, Z - Antique bronze; additional custom colors available, ask your ANDREW rep for details.

Note: To get to desired antenna rad center, antenna height and ANDREW pole top concealment or antenna mount should be added to the pole height. Some pole heights may not be applicable for certain regions/configurations.

Universal Metro Cell mounting poles include the following:

- Conduit ports for meter, load center, and/or disconnect at base of pole
- Cable routing port holes for mid-pole or top-of-pole radio concealment enclosure mounting
- Universal attachment plate for ANDREW pole top concealment or antenna mount
- Luminaire arm attachments on three sides with cover plates when no arms are present
- Port hole for future smart city device and/or 5G antenna mounting

## POLES & POLE ACCESSORIES | METRO CELL UNIVERSAL MOUNTING POLES

### Standard straight 10 3/4 in. diameter mounting poles

MATERIAL ID	POLE HEIGHT	LUMINAIRE ARM CAPABLE
860649813-x22	22 ft	No
860649813-x25	25 ft	No
860649813-x27	27 ft	Yes
860649813-x28	28 ft	Yes
860649813-x30	30 ft	Yes
860649813-x32	32 ft	Yes
860649813-x37	37 ft	Yes
860649813-x40	40 ft	Yes

xx denotes color = 1 - Light grey, 2 - Green, 3 - Black, 4 - Brown, 9 - Metallic silver, 16 - White, C - Faux concrete, G - Black green, Z - Antique bronze; additional custom colors available, ask your ANDREW rep for details.

Note: To get to desired antenna rad center, antenna height and ANDREW pole top concealment or antenna mount should be added to the pole height. Some pole heights may not be applicable for certain regions/configurations.

Universal Metro Cell mounting poles include the following:

- Conduit ports for meter, load center, and/or disconnect at base of pole
- Cable routing port holes for mid-pole or top-of-pole radio concealment enclosure mounting
- Universal attachment plate for ANDREW pole top concealment or antenna mount
- Luminaire arm attachments on three sides with cover plates when no arms are present
- Port hole for future smart city device and/or 5G antenna mounting

### Decorative poles

MATERIAL ID	POLE TYPE	POLE HEIGHT	LUMINAIRE ARM CAPABLE
860650199-x20	Square	20 ft	Yes
860650199-x25	Square	25 ft	Yes
860650199-x30	Square	30 ft	Yes
860648037-x25	Tapered	25 ft	No
860649750-x28	Tapered Fluted*	28 ft	Yes

x denotes color = 1 - Light grey, 2 - Green, 3 - Black, 4 - Brown, 9 - Metallic silver, 16 - White, C - Faux concrete, G - Black green, Z - Antique bronze; additional custom colors available, ask your ANDREW rep for details.

Note: To get to desired antenna rad center, antenna height and ANDREW pole top concealment or antenna mount should be added to the pole height. Some pole heights may not be applicable for certain regions/configurations.

\*Antenna mount only, does not support pole top concealment

## POLES & POLE ACCESSORIES | METRO CELL MOUNTING POLE ACCESSORIES

### Luminaire mounting arms

2 FT RISE ARMS	
860639396-4x	4 ft long
860639396-5x	5 ft long
860639396-6x	6 ft long
860639396-8x	8 ft long
3 FT RISE ARMS	
860645491-4x	4 ft long
860645491-6x	6 ft long
860645491-8x	8 ft long
860645491-12x	12 ft long
SHOE BOX LIGHT ADAPTER	
860639396-Bx	18 in long
860639396-Lx	48 in long
CLAMP ON ARMS	
860655390-8-x	For use with 8 in diameter pole
ACORN LIGHT ADAPTER	
860639396-Ax	Acorn or umbrella light
DECORATIVE SCROLL LIGHT ADAPTER	
860639396-Sx	Scroll arm

x denotes color = 1 - Light grey, 2 - Green, 3 - Black, 4 - Brown

### Antenna mounts (Only used on Metro Cell universal mounting poles)

2 FT RISE ARMS	
MTM100526-XX	10 Galtronics, Rosenberger
MTM100528-XX	14-16 Ace, Amphenol, Galtronics, Gamma NU, JMA
MTM100529-XX	12 ANDREW
MTM100530-XX	15-16 Amphenol, JMA, Kathrein, KMW

x denotes color = 1 - Light grey, 2 - Green, 3 - Black, 4 - Brown

Antenna Mount is not needed when pole top concealment is used.

Most commonly used mounts listed, please see antenna matrix and contact ANDREW for specific antenna model capability

## POLES & POLE ACCESSORIES | METRO CELL MOUNTING POLE ACCESSORIES

### Anchor bolt kit

MATERIAL ID	DESCRIPTION
860641110-FK	Foundation kit 860641110-XX and 860649813-XX poles 1 ¼ x 48 long x 16 in bolt circle

x denotes color = 1 - Light grey, 2 - Green, 3 - Black, 4 - Brown

### Anchor bolt cover kit

MATERIAL ID	DESCRIPTION
860641110-CKx	Base cover kit for 860641110-XX (for 8 in diameter pole series)
860644785-CKx	Base cover kit for 860649813-XX (for 10 in diameter pole series)
860641110-WAx	Washington base cover kit for 8 in diameter pole series
860649813-WAx	Washington base cover kit for 860649813-XX (for 10 in diameter pole series)
860657883-AVx	Avalon base cover kit for 8 in diameter pole series
860662212-10-AVx	Avalon base cover kit for 860649813-XX (for 10 in diameter pole series)
860650199-CKx	Base cover kit for 860650199-XX (for square poles)
860649750-CKx	Base cover kit for 860649750-XX (for fluted poles)

x denotes color = 1 - Light grey, 2 - Green, 3 - Black, 4 - Brown

### Embedded pole adapter

MATERIAL ID	DESCRIPTION
860636943-12	Pole kit, 8 in diameter x 12 ft long (for use with 8 in pole series)
860651492-14	Pole kit 10.75 in diameter x 14 ft Long (for use with 10 in pole series)

Note: Embedded pole may not be applicable for certain regions/configurations

### Break-away coupling adapters

MATERIAL ID	DESCRIPTION
860641257	Break-away kit for 860641110-XX (for use with 8 in pole series)

x denotes color = 1 - Light grey, 2 - Green, 3 - Black, 4 - Brown

Note: Break-away couplings may not be applicable for certain regions/configurations



## BOTTOM-OF-THE-POLE SOLUTIONS: CUSTOMIZABLE AND ACCESSIBLE FOR STREET-LEVEL PERFORMANCE

- Structurally reinforced base
- Separate wireline and wireless access
- Integrated ac load center/OVP, meter, main disconnect and fiber demarc
- ac-dc rectifier options
- Low noise active cooling system
- Custom pole and luminaire options



The bottom-of-the-pole Metro Cell solution is built to provide maximum flexibility in radios, load centers and fiber management, all with superior accessibility that simplifies upgrades—a key advantage as 5G capability spreads across the nation. When operators can maintain and upgrade easily, municipalities benefit from better services and less disruption.

### Features

- Fully concealed solution
- Integrated power distribution
- Structurally reinforced base
- 4G and 5G compatible
- Separate wireline/ac meter and wireless access
- Low-noise active cooling system
- Custom pole and luminaire options available



## BOTTOM-OF-THE-POLE SOLUTIONS

MATERIAL ID	OEM	RADIO COMPATIBILITY	POWER SUPPLY COMPATIBILITY	DIMENSIONS IN (mm)	PRODUCT IMAGE
760240957	Ericsson	(2) 8843/4449 dual-band high power radio and (4) PSU-AC08, (2) 4415, 4426, 4478, (3) 2203/2205/2208 (pole top), 5G expansion module included, 760240957E	PSU-AC08	4ft tall by 30 in Square Cabinet Base Pole height options 35 ft, 10.668 m, 40 ft, 12.192 m, 20 ft, 6.096 m, 25 ft, 7.62 m, 30 ft, 9.144 m Pole diameter 8 in, 203.2 mm	
760240957	Nokia	(2) AirScale dual band radios (160W or 320W), (2) AirScale micro radios - LAA & CBRS (pole top), 5G expansion module included, 760240957N	DELTA 1.0	4ft tall by 30 in Square Cabinet Base Pole height options 35 ft, 10.668 m, 40 ft, 12.192 m, 20 ft, 6.096 m, 25 ft, 7.62 m, 30 ft, 9.144 m Pole diameter 8 in, 203.2 mm	

## INTEGRATED POLE SOLUTIONS:

### SUPERIOR FLEXIBILITY AND VIRTUAL INVISIBILITY IN ONE INTEGRATED PACKAGE

- 12, 18 and 20 diameter solutions
- Modular design
- Integrated power system with concealed meter, load center and main disconnect
- Radio concealment module with integrated RF combining
- Single and multi-operator capable








Because no two small cell deployments are identical, ANDREW offers wireless operators an integrated pole portfolio that's flexible enough to provide communities with the network performance users need—and in a thoughtfully aesthetic solution. Integrated pole solutions are offered in 12-in. straight and 12-in., 18-in., and 20-in. round base sizes.

### Features






- Aesthetics fully concealed
- Single- and multi-carrier options
- Integrated power system with concealed meter, load center and main disconnect
- 4G and 5G compatible
- Multiple luminaire arm and color options











## INTEGRATED POLE SOLUTIONS

MATERIAL ID	OEM	RADIO COMPATIBILITY	DIMENSIONS FT (mm)	PRODUCT IMAGE
760242715	Ericsson	(3) 2205/2208 (pole top), (4) 2203 (radio concealment module), 1281, 5G Expansion module included, 6701, 760242715E	Height Note 5.5 ft tall radio concealment module, 8 ft tall power module base Pole height options 20 ft, 6.096 m, 25 ft, 7.62 m, 30 ft, 9.144 m, 35 ft, 0.668 m, 40 ft, 12.192 m Pole diameter 12.8 in, 325.12 mm	
760242715	Nokia	(2) AirScale micro radios - LAA & CBRS (pole top), (2) AirScale micro radios - (radio concealment module), 5G Expansion module included, 760242715N	Height Note 5.5 ft tall radio concealment module, 8 ft tall power module base Pole height options 20 ft, 6.096 m, 25 ft, 7.62 m, 30 ft, 9.144 m, 35 ft, 0.668 m, 40 ft, 12.192 m Pole diameter 12.8 in, 325.12 mm	
760242715	Samsung	AT1K01, AT1K02, RT2201-46A, RT4401-48A	Height Note 5.5 ft tall radio concealment module, 8 ft tall power module base Pole height options 20 ft, 6.096 m, 25 ft, 7.62 m, 30 ft, 9.144 m, 35 ft, 0.668 m, 40 ft, 12.192 m Pole diameter 12.8 in, 325.12 mm	
760242726	Ericsson	(3) 2205/2208 (pole top), (4) 2203 (radio concealment module), 760242726E	Height Note 5.5 ft tall radio concealment module, 8 ft tall power module base Pole height options 20 ft, 6.096 m, 25 ft, 7.62 m, 30 ft, 9.144 m, 35 ft, 0.668 m, 40 ft, 12.192 m Pole diameter 12.8 in, 325.12 mm	
760242726	Nokia	(2) AirScale micro radios - LAA & CBRS (pole top), (2) AirScale micro radios - (radio concealment module), 760242726N	Height Note 5.5 ft tall radio concealment module, 8 ft tall power module base Pole height options 20 ft, 6.096 m, 25 ft, 7.62 m, 30 ft, 9.144 m, 35 ft, 0.668 m, 40 ft, 12.192 m Pole diameter 12.8 in, 325.12 mm	
760252001	Ericsson	1281, 220x, 440x, 6701	Pole height options 20 ft, 6.096 m, 25 ft, 7.62 m, 30 ft, 9.144 m, 32 ft, 9.754 m, 35 ft, 10.668 m, 40 ft, 12.192 m Width 12/75 in, 323.850 mm Pole diameter 12.8 in, 325.12 mm	
760252001	Samsung	AT1K01, AT1K02, RT2201-46A, RT4401-48A	Pole height options 20 ft, 6.096 m, 25 ft, 7.62 m, 30 ft, 9.144 m, 32 ft, 9.754 m, 35 ft, 10.668 m, 40 ft, 12.192 m Width 12/75 in, 323.850 mm Pole diameter 12.8 in, 325.12 mm	







# INTEGRATED POLE SOLUTIONS

MATERIAL ID	OEM	RADIO COMPATIBILITY	DIMENSIONS FT (mm)	PRODUCT IMAGE
760242261	Ericsson	1281, 6701	Height Note 8 ft tall power module base Pole height options 20 ft, 6.096 m, 25 ft, 7.62 m, 30 ft, 9.144 m, 35 ft, 10.668 m, 40 ft, 12.192 m Pole diameter 12.8 in, 325.12 mm	
760242261	Nokia	(3) AEUU (Upgradeable to AEWA), AEUB, AEWB	Height Note 8 ft tall power module base Pole height options 20 ft, 6.096 m, 25 ft, 7.62 m, 30 ft, 9.144 m, 35 ft, 10.668 m, 40 ft, 12.192 m Pole diameter 12.8 in, 325.12 mm	
760242261	Samsung	AT1K01, AT1K02, HT1K01	Height Note 8 ft tall power module base Pole height options 20 ft, 6.096 m, 25 ft, 7.62 m, 30 ft, 9.144 m, 35 ft, 10.668 m, 40 ft, 12.192 m Pole diameter 12.8 in, 325.12 mm	
760242726XD	Ericsson	1281, 220x, 440x, 5G expansion module included, 6701	Pole height options 35 ft, 10.668 m, 40 ft, 12.192 m, 20 ft, 6.096 m, 25 ft, 7.62 m, 30 ft, 9.144 m Pole diameter 12.8 in, 325.12 mm	
760242726XD	Nokia	(2) AirScale micro radios, 5G expansion module included, AEUB, AEWB	Pole height options 35 ft, 10.668 m, 40 ft, 12.192 m, 20 ft, 6.096 m, 25 ft, 7.62 m, 30 ft, 9.144 m Pole diameter 12.8 in, 325.12 mm	
760242726XD	Samsung	AT1K01, AT1K02, 5G expansion module included	Pole height options 35 ft, 10.668 m, 40 ft, 12.192 m, 20 ft, 6.096 m, 25 ft, 7.62 m, 30 ft, 9.144 m Pole diameter 12.8 in, 325.12 mm	
760239946	Ericsson	(3) 2205/2208 (pole top), (6) 2203/2205/2208 radios, 1281, 220x, 440x, 4415, 4426, 4478, 5G expansion module included, 6701, 760242260E, Diplexer, Power distribution	Height Note 10 ft tall equipment base Pole height options 20 ft, 6.096 m, 25 ft, 7.62 m, 30 ft, 9.144 m, 35 ft, 10.668 m, 40 ft, 12.192 m Width 18 in, 457.200 mm Pole diameter 8 in, 203.2 mm	
760239946	Nokia	(1) AirScale dual band 160W + (2) AirScale micro radios, (1) AirScale dual band 320W, (2) AirScale micro radios - LAA & CBRS (pole top), (4) AirScale micro radios (Base), 5G expansion module included, 760242260N, AHFIA, Diplexer, Power distribution	Height Note 10 ft tall equipment base Pole height options 20 ft, 6.096 m, 25 ft, 7.62 m, 30 ft, 9.144 m, 35 ft, 10.668 m, 40 ft, 12.192 m Width 18 in, 457.200 mm Pole diameter 8 in, 203.2 mm	
760239946	Samsung	AT1K01   AT1K02   Diplexer   Power distribution   RF4402D-D1A   RT2201-46A   RT4401-48A	Height Note 10 ft tall equipment base Pole height options 20 ft   6.096 m   25 ft   7.62 m   30 ft   9.144 m   35 ft   10.668 m   40 ft   12.192 m Width 18 in   457.200 mm Pole diameter 8 in   203.2 mm	





# INTEGRATED POLE SOLUTIONS

MATERIAL ID	OEM	RADIO COMPATIBILITY	DIMENSIONS FT (mm)	PRODUCT IMAGE
760251611XYS	Ericsson	1281, 220x, 440x, 6701	Height Note 5 ft tall equipment base, 5.5 ft tall radio concealment module Pole height options 20 ft, 6.096 m, 25ft, 7.62 m, 26 ft, 7.925 m, 30 ft, 9.144 m, 35 ft, 10.668 m Width 12.8 in, 325.120 mm Pole diameter 8 in, 325.12 mm	
760251611XYS	Nokia	(2) AirScale micro radios - LAA & CBRS (pole top), (2) AirScale micro radios - (radio concealment module), AEUB, AEWB	Height Note 5 ft tall equipment base, 5.5 ft tall radio concealment module Pole height options 20 ft, 6.096 m, 25ft, 7.62 m, 26 ft, 7.925 m, 30 ft, 9.144 m, 35 ft, 10.668 m Width 12.8 in, 325.120 mm Pole diameter 8 in, 325.12 mm	
760251611XYS	Samsung	AT1K01, AT1K02, RT2201-46A, RT4401-48A	Height Note 5 ft tall equipment base, 5.5 ft tall radio concealment module Pole height options 20 ft, 6.096 m, 25ft, 7.62 m, 26 ft, 7.925 m, 30 ft, 9.144 m, 35 ft, 10.668 m Width 12.8 in, 325.120 mm Pole diameter 8 in, 325.12 mm	
760239237	Ericsson	(3) 2205/2208 (pole top), (4) 2203 (radio concealment module), 5G expansion module included, 760239237E	Height Note 5 ft tall equipment base, 5.5 ft tall radio concealment module Pole height options 20 ft, 6.096 m, 25ft, 7.62 m, 26 ft, 7.925 m, 30 ft, 9.144 m, 35 ft, 10.668 m Width 12.8 in, 325.120 mm Pole diameter 8 in, 325.12 mm	
760239237	Nokia	(2) AirScale micro radios - LAA & CBRS (pole top), (2) AirScale micro radios - (radio concealment module), 5G expansion module included, 760239237N	Height Note 5 ft tall equipment base, 5.5 ft tall radio concealment module Pole height options 20 ft, 6.096 m, 25 ft, 7.62 m, 30 ft, 9.144 m, 35 ft, 10.668 m, 40 ft, 12.192 m Width 12.8 in, 325.12 mm Pole diameter 8 in, 203.2 mm	
760243184	Ericsson	(12) 2203/2205/2208 radios, (2) 4415/4426/4478 and (2) Ericsson PSU AC08, (3) 2205/2208 (pole top), 220x, 440x, 4415, 4426, 4478, 5G expansion module included, 760243184E	Height Note 5 ft tall equipment base, 5.5 ft tall radio concealment module Pole height options 20 ft, 6.096 m, 25 ft, 7.62 m, 30 ft, 9.144 m, 35 ft, 10.668 m, 40 ft, 12.192 m Width 12.8 in, 325.12 mm Pole diameter 8 in, 203.2 mm	
760243184	Nokia	(2) AirScale dual band 320W and rectifiers, (2) AirScale dual band 160W + (4) AirScale micro radios, (2) AirScale micro radios - LAA & CBRS (pole top), (8) AirScale micro radios (base), 5G expansion module included, 760243184N	Height Note 10 ft tall equipment base, 3.5 ft tall radio expansion module Pole height options 20 ft, 6.096 m, 25 ft, 7.62 m, 30 ft, 9.144 m, 35 ft, 10.668 m, 40 ft, 12.192 m Width 18 in, 457.2 mm Pole diameter 8 in, 203.2 mm	
760243184	Samsung	AT1K01, AT1K02, RF4402D-D1A, RT2201-46A, RT4401-48A	Height Note 10 ft tall equipment base, 3.5 ft tall radio expansion module Pole height options 20 ft, 6.096 m, 25 ft, 7.62 m, 30 ft, 9.144 m, 35 ft, 10.668 m, 40 ft, 12.192 m Width 18 in, 457.2 mm Pole diameter 8 in, 203.2 mm	

## INTEGRATED POLE SOLUTIONS

MATERIAL ID	OEM	EQUIPMENT COMPATIBILITY	DIMENSIONS IN (mm)	POLE HEIGHT OPTIONS FT (mm)	POLE DIAMETER IN (mm)	PRODUCT IMAGE
760252850	Ericsson	(3) 2205/2208 (pole top), (6) 2203/2205/2208 radios, 1281, 220x), 440x), 4415, 4426, 4478), 5G expansion module included), 6701, 760242260E, DELTA 2.0, Diplexer, GE, PSU-AC-08, Power distribution	Width: 18, 457.2 Depth: 18, 457.2	20, 6.096 25, 7.62 30, 9.144 35, 10.668 40, 12.192	8, 203.2	
760252850	Nokia	(1) AirScale dual band 160W + (2) AirScale micro radios), (1) AirScale dual band 320W, (2) AirScale micro radios - LAA & CBRS (pole top), (4) AirScale micro radios (base), 5G expansion module included), 760242260N, AHFIA, DELTA 2.0, Diplexer, Power distribution	Width: 18, 457.2 Depth: 18, 457.2	20, 6.096 25, 7.62 30, 9.144 35, 10.668 40, 12.192	8, 203.2	
760252850	Samsung	AT1K01, AT1K02, DELTA 2.0, Diplexer, Power distribution, RF4402D-D1A, RT2201-46A, RT4401-48A	Width: 18, 457.2 Depth: 18, 457.2	20, 6.096 25, 7.62 30, 9.144 35, 10.668 40, 12.192	8, 203.2	
760252850D	Ericsson	(12) 2203/2205/2208 radios, (2) 2212/4415/4426/4478 and (2) Ericsson PSU AC08, (3) 2205/2208 (pole top), 220x, 440x, 4415, 4426, 4478, 5G expansion module included, 760243184E	Depth: 18, 457.2	20, 6.096 25, 7.62 30, 9.144 35, 10.668 40, 12.192	8, 203.2	
760252850D	Nokia	(2) AirScale dual band 320W and rectifiers, (2) AirScale dual band 160W + (4) AirScale micro radios), (2) AirScale micro radios - LAA & CBRS (pole top), (8) AirScale micro radios (base), 5G expansion module included, 760243184N	Depth: 18, 457.2	20, 6.096 25, 7.62 30, 9.144 35, 10.668 40, 2.192	8, 203.2	
760252850D	Samsung	AT1K01, AT1K02, RF4402D-D1A, RT2201-46A, RT4401-48A	Depth: 18, 457.2	20, 6.096 25, 7.62 30, 9.144 35, 10.668 40, 12.192	8, 203.2	

## INTEGRATED POLE SOLUTIONS

MATERIAL ID	OEM	OEMS RADIO COMPATIBILITY	HEIGHT OF MODULES (FEET)	POLE DIAMETER TYPE (INCHES)	PRODUCT IMAGE
760252850	Ericsson	4G/5G 1281, 220x, 440x, 4415, 4426, 4449, 4478, 6701, 8843, 8863 Diplexer, Power Distribution	10' Equipment Base	20" Pole Base 8 " Round Pole	
760252850D	Ericsson	Multi Carrier, 4G/5G 1281, 220x, 440x, 4415, 4426, 4449, 4478, 6701, 8843, 8863 Diplexer, Power Distribution	3.5' Radio Expansion 10' Equipment Base	20" Pole Base 8 " Round Pole	
760252850	Nokia	4G/5G AHFIA, AHFIB, AHFIC, AHIB, AHLBA, AWHHF, AWHQN, AZRB, Airscale micro, Diplexer, Power Distribution	10' Equipment Base	20" Pole Base 8 " Round Pole	
760252850D	Nokia	(12) 2203/2205/2208 radios, (2) 2212/4415/4426/4478 and (2) Ericsson PSU AC08, (3) 2205/2208 (pole top), 220x, 440x, 4415, 4426, 4478, 5G expansion module included, 760243184E	3.5' Radio Expansion 10' Equipment Base	20" Pole Base 8 " Round Pole	



**CELLSIGN WALL MOUNT SOLUTIONS:  
DELIVERING 5G-READY  
OUTDOOR SMALL CELL PERFORMANCE  
THAT REALLY STANDS OUT**

Metro Cell wall mounts—including our proprietary CellSign concealment solution—provide a valuable option for operators and neutral hosts who need to bring sub 6-ready performance to areas of dense network traffic. Designed to be mounted to building walls—either openly or within illuminated signage—ANDREW’s wall-mounted Metro Cell solutions are a great way to comply with regulatory restrictions.

**Features**

- Housing for small cell radios, BBU with integrated power, fiber, cooling and lighting
- Vendor agnostic, support range of 5-watt radios
- CellSign’s compact concealment solution blends with existing or new signage
- Flexible design, overall concealment box sized to suit existing signage
- RF transparent, translucent panels with integrated lighting can be customized as needed

**THE ALL-IN-ONE SOLUTION,  
ALL IN ONE BOX**

CellSign takes outdoor small cells to the next level.



# CellSign opens up a world of network and branding possibilities

Built to blend, CellSign is right at home anywhere signage is used. Consider the possibilities:

- Branded partnerships with property owners
- Promotion of your own network's brand
- Announcing the presence of 5G coverage to customers
- More sites in more places, covering more users than ever



## How it Looks

- Minimum form factor is 0.8 meters square,
- 0.25 meters deep, plus optional external antenna mount
- Can be sized to suit customer specifications, allowing it
- to blend with existing signage
- RF-transparent panels can be customized with any logo or design
- Available with or without integration illumination

## What it does:

- Houses a wide range of 5-watt radios and
- BBUs, plus integrated power, fiber and cooling
- Supports both radio-imbedded and optional external (but concealed) antennas
- Features hinged panels that allow easy
- maintenance access
- Delivers coverage and capacity where they are needed most—in dense urban areas

ANDREW's CellSign empowers your network to deploy 5G-ready outdoor small cell sites that blend and brand at the same time. Light up your next site deployment with a message that matters—with ANDREW.

To learn more about CellSign, including custom sizes, graphics and other options, contact your ANDREW representative today.

## WOOD POLE MOUNT BRACKETS: THE IDEAL RETROFIT SOLUTION FOR ANY HEIGHT OR DIAMETER







ANDREW's compact Metro Cell solutions are small enough to go just about anywhere, and we provide a variety of wood pole mount brackets that can attach to virtually any wooden pole of any size, at whatever height is required. Combined with our specialized enclosures, these mounting solutions provide an easy path for retrofit deployments.

### Features

- Supports small cell radios and equipment on wood poles
- Options for both concealed and non-concealed configurations
- Options to accommodate both radios and antennas on a single mount



## INTEGRATED POLE SOLUTIONS

MATERIAL ID	OEM	EQUIPMENT COMPATIBILITY	DIMENSIONS IN (mm)	VOLUME	PRODUCT IMAGE
SSC-76023921NS	Ericsson	220x, 440x	Height: 41, 1,041.40 Width: 12, 304.80 Depth: 37, 939.80	N/A	
SSC-760239913	Ericsson	4449, 884, Diplexer, PSU-AC-08	Height: 24.1, 612.14 Width: 12.6, 320.04 Depth: 27.39, 695.706		
SSC-760239913NS	Ericsson	4449, 8843, Diplexer, PSU-AC-08	Height: 23.88, 606.552 Width: 12.5, 317.50 Depth: 29.76, 755.904	N/A	
SSC-760250953S-XX	Samsung	DELTA 2.0, GE, RF4402D-D1A, RT2201-46A, RT4401-48A	Height: 35.2, 894.08 Width: 22.2, 563.88 Depth: 18.2, 462.28		
SSC760242657NS	Ericsson	(2) RRUS11/12/32, 2212, 441), 4426, 4478	Height: 41, 1,041.40 Width: 24, 609.60 Depth: 24, 609.60	N/A	
SSC760242658NS	Ericsson	220x, 440x	Height: 41, 1,041.40 Width: 24, 609.60 Depth: 24, 609.60	N/A	

Since 1937, ANDREW, an Amphenol company, has driven the evolution of wireless technology. Trusted by mobile network operators and enterprises globally, we work closely with our customers to deliver innovative solutions that enhance connectivity experiences both outdoors and indoors. Our dedicated global team is committed to advancing the industry, fueled by the vision that a better-connected future is possible.



---

[ANDREW.COM](https://www.andrew.com)

Visit our [website](https://www.andrew.com) or contact your local ANDREW representative for more information.

©2025 ANDREW, an Amphenol company. All rights reserved. Amphenol and ANDREW are registered trademarks of Amphenol and/or its affiliates in the U.S. and other countries. All product names, trademarks and registered trademarks are property of their respective owners. PG-200062.1-EN (12/25)